



BMO Harris Mobile Banking®

Getting started

Contact us

1-888-340-2265

bmoharris.com

/BMOHarrisBank

@bmoharrisbank

Banking on the go has never been easier or more convenient.

Use your smartphone or tablet to connect to your account, anytime from anywhere.

3 easy steps to access our mobile banking apps for current BMO Harris Online Banking® customers:

1. Visit the App Store™ on your iPhone® or iPad® device, or Google Play™ on your Android™ device, and search for "BMO Harris."
2. Download the BMO Harris Mobile Banking App designed for your device.
3. To start using mobile banking, log on with the same User ID and Password you use for online banking.

You can access mobile banking on other Web-enabled smartphones or tablets by visiting bmoharris.com on your device's browser.

Not yet enrolled in Online Banking?

In order to access mobile banking, you first need to enroll in BMO Harris Online Banking. Go to bmoharris.com to enroll in online banking or learn more in the Getting Started with BMO Harris Online Banking Guide. If you have any questions, contact us and we will be happy to help you get started.

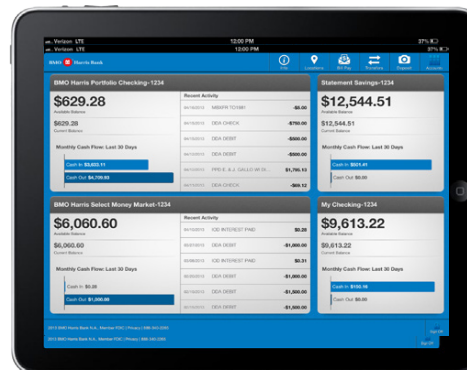
1



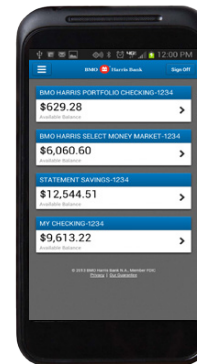
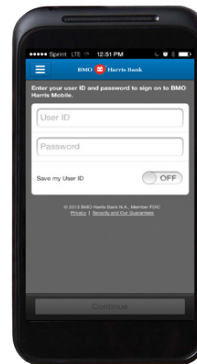
2



Look for this iPad® app in the App Store



Look for this iPhone® and Android™ app in the App Store and Google Play™



Message and data rates may apply. Contact your wireless carrier for details.

iPhone® and iPad® are trademarks of Apple Inc., registered in the U.S. and/or other countries. App Store™ is a trademark of Apple Inc.

Android™ and Google Play™ are trademarks of Google Inc.

Banking products and services are subject to bank and credit approval.

BMO Harris® and BMO Harris Bank® are trade names used by BMO Harris Bank N.A. Member FDIC.

© 2014 BMO Harris Bank N.A.