

BMO SmartFolio™ Capital Preservation Portfolio

As of 30/06/2019

Portfolio Details

Inception Date	31/03/2016
# of Holdings	13
% Asset in Top 10 Holdings	96.6
12 Month Yield	2.7

Blended Benchmark: 65% FTSE TMX Canada Universe Bond Index, 20% Barclays U.S. Aggregate Bond Index hedged to CAD, 10% S&P 500, 5% MSCI EAFE

Style: Quantitative

Portfolio Managers

Kevin Gopaul

Head, BMO Global Asset Management Canada and Global Head of Quantitative Strategies and ETFs, BMO Global Asset Management
Industry Experience: Since 1998

Amit Prakash

Managing Director, Multi-Asset & Alternative Investments
Industry Experience: Since 1995

Irina Skrylev, M.A., CIM, RPM

Senior Associate, Analyst, Multi-Asset Solutions
Industry Experience: Since 2011

Adam Papallo, CFA

Director, Research Analyst & Investment Strategist, Multi-Asset Solutions
Industry Experience: Since 2008

Howard Lee, MSc, FRM

Director, Research Analyst & Investment Strategist, Multi-Asset Solutions
Industry Experience: Since 2000

Risk Statistics - 3 years

Time Period: 01/07/2016 to 30/06/2019

	Portfolio	Bmk
Return	3.0	4.0
Std Dev	4.2	3.5
Sharpe Ratio	0.3	0.7
Beta	1.1	1.0
Up Capture Ratio	88.2	100.0
Down Capture Ratio	134.1	100.0
Tracking Error	0.9	0.0
Information Ratio	-1.1	—

Company Profile:

BMO Global Asset Management (BMO GAM) is a global investment manager focused on meeting the needs of investors, both locally and globally. The business is characterized by specialized regional investment teams that provide a wide range of investment solutions to clients across North America, Europe, Asia/Pacific and the Middle East. BMO GAM is a part of BMO Financial Group, a highly diversified financial services organization headquartered in Toronto, Canada.

Investment Objective:

The Portfolio's objective is to provide safety of capital while generating income (interest, dividends and capital gains) with some exposure to investments that have the potential for better returns, and to minimize the effects of inflation by investing in exchange traded funds (ETFs) that invest primarily in Canadian and foreign fixed income securities, and to a lesser extent, Canadian equity securities.

Investment Philosophy

The Portfolio Manager believes that a structured, transparent and understandable process can efficiently achieve attractive long-term risk-adjusted returns across various risk profiles.

Investment Process

The Portfolio Manager identifies and focuses on themes that are expected to drive global market returns. This is achieved by connecting with their investment teams around the world and sourcing the trends that are driving market activity in each of their local regions. Their global team of portfolio managers meets in person on a quarterly basis to discuss their longer-term views while more-periodic discussion occurs regarding shorter-term opportunities driving relative market returns.

Portfolio Construction/Risk Management

The Portfolio Manager focuses on fixed income and equity ETFs that provide broad-based geographical and/or thematic exposures. Prior to entering the portfolio, each ETF is evaluated based on its risk/return characteristics and its contribution to the overall portfolio. In constructing the portfolio, they utilize sophisticated algorithms to weigh risk, return and costs. As a result, the portfolio is optimized to achieve the greatest return for the intended amount of risk.

Their process is systematic and thorough. However, the portfolio is not constructed entirely by robotic algorithms. Expert portfolio managers provide a human element by verifying every position and ensuring they are philosophically consistent with the portfolio's investment objectives. Their portfolio managers make each investment decision and conduct frequent checks.

Sell Discipline/Rebalancing

The Portfolio Manager's dynamic algorithms are utilized to ensure they deliver an ideal portfolio reducing unnecessary turnover and/or trading activity.

Annualized Returns (%)

	3 months	YTD	1 year	3 years	Since Inception
Portfolio	2.4	7.8	6.9	3.0	3.7

Calendar Year Returns (%)

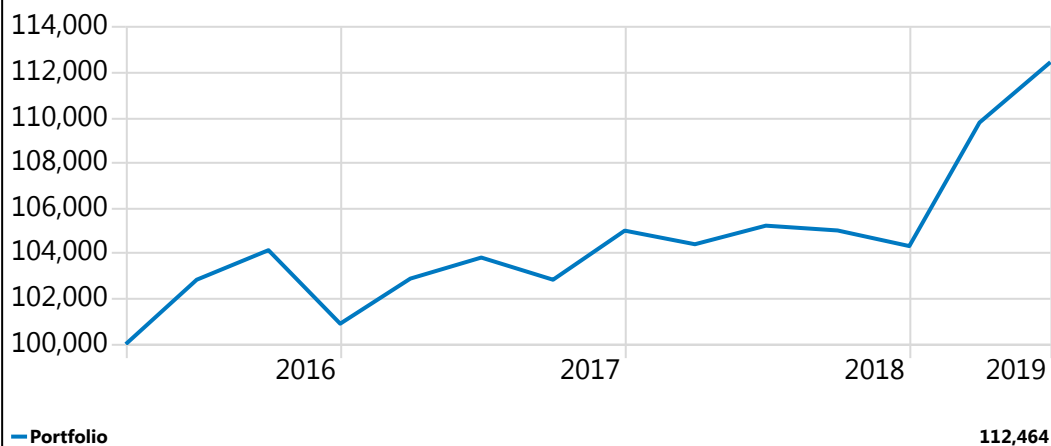
	2018	2017	2016	2015	2014	2013	2012	2011	2010	2009
Portfolio	-0.6	4.1	—	—	—	—	—	—	—	—

Top Holdings (%)

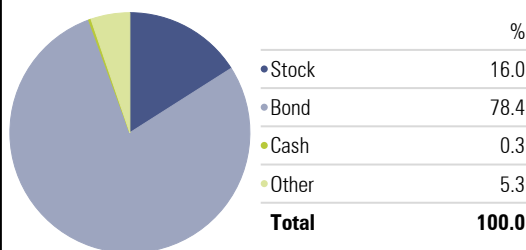
BMO Mid Provincial Bond ETF	21.2
BMO Short Corporate Bond ETF	19.7
BMO MT US IG Corp Bd Hdgd to CAD E	13.3
BMO Long Federal Bond ETF	12.4
BMO Mid Corporate Bond ETF	11.1
BMO S&P/TSX Capped Composite ETF	5.5
BMO MSCI USA High Quality ETF	5.3
BMO Mid Federal Bond ETF	4.0
Cash and Cash Equivalents	2.2
BMO Equal Weight US Banks ETF	1.8

Investment Growth of \$100,000

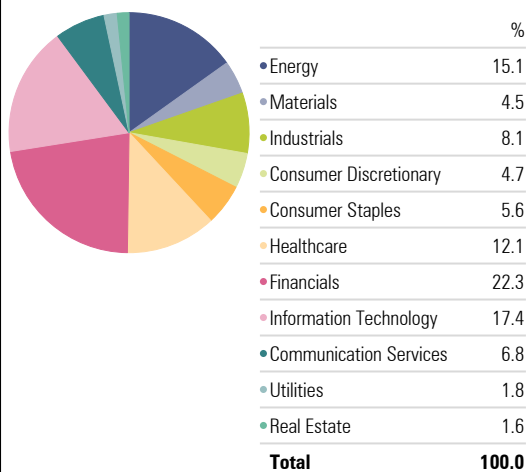
Time Period: 31/03/2016 to 30/06/2019



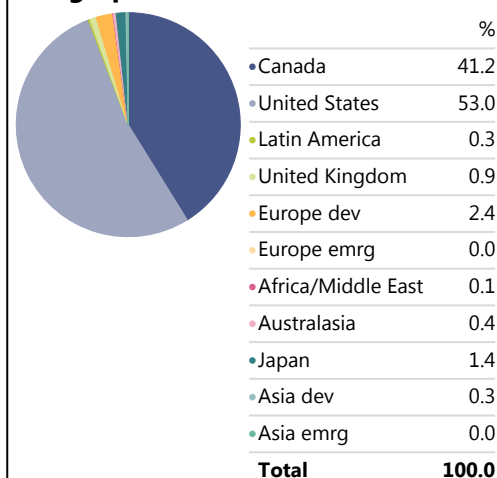
Asset Allocation



Sector Allocation



Geographic Allocation



Portfolio returns are presented gross of fees. Rates of return are time weighted, calculated on a total return basis, and annualized for all periods greater than one year. Past performance is not necessarily an indicator of future performance. The performance shown as indicated above and may not reflect the actual performance of clients in the BMO Nesbitt Burns Smartfolio Program. This report is prepared solely for information purposes in connection with the BMO Nesbitt Burns Smartfolio Program.

BMO NBI makes every effort to ensure that the contents have been compiled or derived from sources believed reliable and contain information and opinions that are accurate and complete. However, BMO NBI makes no representation or warranty, express or implied, in respect thereof, takes no responsibility for any errors and omissions which may be contained herein and accepts no liability whatsoever for any loss arising from any use of or reliance on this report or its contents. Information may be available to BMO NBI or its affiliates, which is not reflected herein. This report is not to be construed as an offer to sell, or solicitation for, or an offer to buy, any securities. BMO NBI, its affiliates and/or their respective officers, directors or employees may from time to time acquire, hold or sell securities mentioned herein as principal or agent. BMO NBI may act as agent, financial advisor and/or underwriter for certain of the corporations mentioned herein and may receive remuneration for same. Bank of Montreal or its affiliates may act as a lender or provide other services to certain of the corporations mentioned herein and may receive remuneration for the same.

This communication does not constitute any offer or solicitation to residents of the U.S. or the U.K., or to anyone in a jurisdiction in which such an offer or solicitation is not authorized or to any person to whom it is unlawful to make such a solicitation. BMO Wealth Management is the brand name for a business group consisting of Bank of Montreal and certain of its affiliates, including BMO Nesbitt Burns Inc., in providing wealth management products and services. ®"BMO (M-bar roundel symbol)" is a registered trade-mark of Bank of Montreal, used under licence. ®"BMO Nesbitt Burns" is a registered trade-mark of BMO Nesbitt Burns Inc., used under licence. BMO Nesbitt Burns Inc. is a wholly-owned subsidiary of Bank of Montreal.

BMO Nesbitt Burns Inc. is a Member - Canadian Investor Protection Fund. Member of the Investment Industry Regulatory Organization of Canada.