

F2021 Fact Sheet



About Us

Established in 1817, BMO Financial Group is North America's eighth largest bank by assets^{1,2}. BMO serves more than 12 million customers through three integrated operating groups providing a broad range of personal and commercial banking, wealth management, global markets and investment banking products and services. At BMO, we continue to build a high-performance, digitally-enabled, future-ready bank. Anchored in our Purpose, we are driven by our strategic priorities for growth, strengthened by our approach to sustainability, and guided by our values to build a foundation of trust with our stakeholders and achieve leading customer loyalty

Our Purpose

Boldly Grow the Good *in business and life*



For a thriving economy



For a sustainable future



For an inclusive society

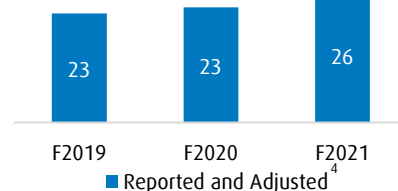
Our Strategic Priorities

- **World-class** client loyalty and growth
- **Winning culture** driven by alignment, empowerment and recognition
- **Digital first** for speed, efficiency and scale
- **Simplify** work and **eliminate complexity**
- **Superior management** of risk and capital performance

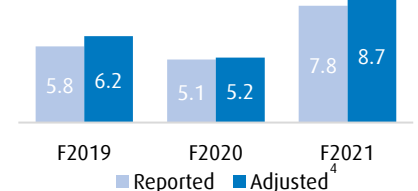
Key Metrics¹ – F2021

Assets (\$B)	988
Gross Loans and Acceptances (\$B)	466
Deposits (\$B)	678
CET1 Ratio ³ (%)	13.7%
Leverage Ratio ³ (%)	5.1%
Liquidity Coverage Ratio ³ (%)	125%
Employees	43,900
Branches	1,405
ABMs	4,851

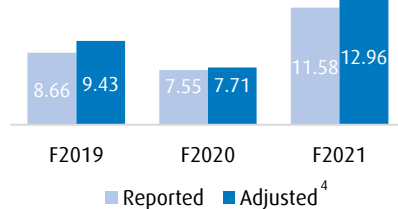
Revenue, net of CCPB (\$B)⁴



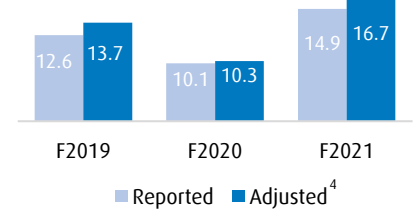
Net Income (\$B)



EPS (\$)



ROE (%)

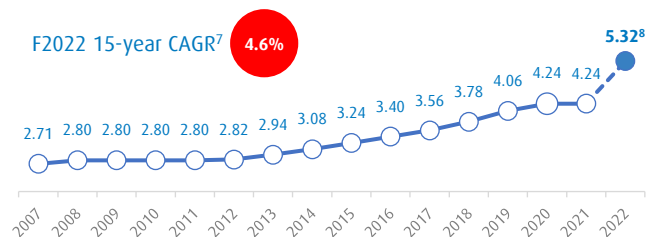


Credit Ratings

	Moody's	S&P	DBRS	Fitch
Long term deposits/ legacy senior debt ⁵	Aa2	A+	AA	AA
Senior Debt ⁶	A2	A-	AA (low)	AA-
Outlook	Stable	Stable	Stable	Negative

Dividends Declared (\$ per share)

BMO has the longest running dividend payout record of any company in Canada, at 193 years



1 As at October 31, 2021

2 Source: Bloomberg GICS screen of largest North American banks by total assets as at Oct 31, 2021

3 CET1 Ratio and Leverage Ratio are disclosed in accordance with OSFI's Capital Adequacy Requirements Guideline, as applicable; LCR are disclosed in accordance with OSFI's Liquidity Adequacy Requirements Guideline, as applicable

4 These are non-GAAP measures. For the composition of non-GAAP and other financial measures, including supplementary financial measures, refer to the Glossary of Financial terms and the Non-GAAP and Other Financial Measures section of the 2021 Annual MD&A, which is available at www.bmo.com and at www.sedar.com, for further information

5 Long term deposits / legacy senior debt includes: (a) Senior debt issued prior to September 23, 2018; and (b) Senior debt issued on or after September 23, 2018 which is excluded from the Bank Recapitalization (Bail-In) Regime

6 Subject to conversion under the Bank Recapitalization (Bail-In) Regime

7 Compound Annual Growth Rate

8 Based on quarterly dividend of \$1.33 declared on December 3, 2021 annualized

9 The 3 year TSR is the annualized return for the 3 years from October 31, 2018 to October 31, 2021;

The 5 year TSR is the annualized return for the 5 years from October 31, 2016 to October 31, 2021.

Shareholder Centre

(Ticker: BMO; exchanges: TSX, NYSE)

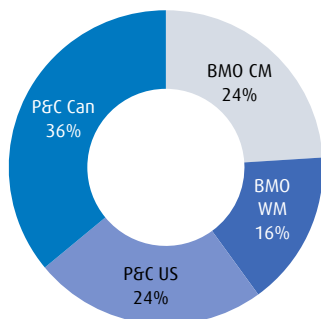
- Current declared quarterly dividend: \$1.33⁸
- Dividend Yield^{1,8}: 4%
- Total Shareholder Return⁹: 3-year 15.4%; 5-year 10.6%
- Market Capitalization¹: \$87.1B
- Common Shares Outstanding¹: 648.1 million

F2021 Fact Sheet

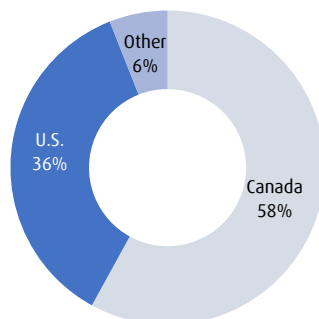


Operating Group Overview	Financial Performance F2021		
	Reported	Adjusted ¹	
Canadian Personal & Commercial Banking <ul style="list-style-type: none"> Provides financial products and services to eight million customers Personal Banking helps customers make real financial progress through a network of almost 900 branches, contact centres, digital banking platforms and over 3,300 automated banking machines Commercial Banking serves clients across Canada and commercial bankers are trusted advisors and partners to their clients, delivering sector and industry expertise, local presence and a full suite of commercial products and services 	Revenue (\$MM)	8,786	8,786
	Net Income (\$MM)	3,237	3,238
	ROE (%)	28.7	28.7
	Gross Loans and Acceptances (\$B)		262
	Deposits (\$B)		226
U.S. Personal & Commercial Banking <ul style="list-style-type: none"> Delivers a broad base of financial services to more than two million customers through over 520 branches, dedicated contact centres, digital banking platforms, and nationwide access to more than 40,000 automated banking machines Large-scale, diversified national commercial business, centred in the U.S. Midwest and supported by in-depth industry knowledge, best-in-class customer experience Increasing momentum in personal banking, driven by a large and growing customer base, a broad suite of products and services and digital banking capabilities in all 50 States 	Revenue (US\$MM)	4,390	4,390
	Net Income (US\$MM)	1,744	1,763
	ROE (%)	15.9	16.1
	Gross Loans and Acceptances (US\$B)		92
	Deposits (US\$B)		111
BMO Wealth Management <ul style="list-style-type: none"> Serves a full range of clients, from individuals and families to business owners and institutions, with a wide spectrum of asset, wealth management and insurance products and services aimed at helping clients plan, grow, protect and transition their wealth Competitively advantaged, high return business with strong client loyalty, repositioned for North American growth 	Net Revenue (\$MM) ¹	5,654	5,654
	Net Income (\$MM)	1,474	1,498
	ROE (%)	24.9	25.3
	AUA/AUM (\$B)		427/523
BMO Capital Markets <ul style="list-style-type: none"> North American-based financial services provider offering a complete range of products and services to corporate, institutional and government clients Well-diversified platform and business mix – by sector, geography, product and currency, including a strong and scalable U.S. business – positioning BMO well in several key markets and over the long term 	Revenue (\$MM)	6,126	6,126
	Net Income (\$MM)	2,140	2,164
	ROE (%)	19.2	19.5
U.S. Segment <ul style="list-style-type: none"> Our U.S. businesses are driving long-term growth, representing over one-third of revenue and earnings in F2021 Well-positioned to capture growth opportunities as we build on strength in commercial banking, accelerate growth in personal banking, drive more revenue in U.S. Capital Markets, and grow core wealth management customers with strong collaboration across businesses 	Revenue (US\$MM)	7,362	7,362
	Net Income (US\$MM)	2,593	2,650
	ROE (%)	15.5	15.8

F2021 Reported Net Income by Operating Group²



F2021 Reported Net Revenue¹ by Geography



Investor Relations

Email: investor.relations@bmo.com
<http://www.bmo.com/investorrelations>

BMO Financial Group
 100 King Street West,
 1 First Canadian Place, 10th Floor
 Toronto, ON M5X 1A1

Transfer Agent: Computershare Trust Company of Canada

Email: service@computershare.com
<http://www.computershare.com/ca/en>

100 University Ave, 9th Floor
 Toronto, ON M5J 2Y1
 Tel: 1-800-340-5021 (Canada and U.S.)

¹ These are non-GAAP measures, see the Non-GAAP and Other Financial Measures section of the 2021 Annual MD&A, which is available at www.bmo.com and at www.sedar.com, for further information.

² Percentages determined excluding results in Corporate Services