

# Precision engineering with BMO Enhanced Income Equity ETFs



## Key facts

### Structure

Exchange Traded Funds (ETFs)

### Lead fund manager

Terry Wood

### Fund manager

Alex Jones

### Launch date

13 July 2017

### On going charge

0.30%

### ISIN

IE00BF1K7792

IE00BF1K7800

IE00BF1K7917

### Ticker

ZWUS

ZWUK

ZWEU

### Distribution dates

10 January

10 October

10 April

11 July

## BMO Enhanced Income Equity ETFs

- ZWUK – BMO Enhanced Income UK Equity UCITS ETF
- ZWUS – BMO Enhanced Income US Equity UCITS ETF
- ZWEU – BMO Enhanced Income Euro Equity UCITS ETF

Investors are looking for alternative ways to generate sustainable income without taking on additional risk. Enhanced Income strategies, also known as covered call strategies, are efficient solutions that can add income to a portfolio without increasing equity risk.

Building on our success and expertise in North America, where BMO Global Asset Management is the leader in enhanced income exchange traded funds (ETFs), with over USD \$2.5 billion assets under management, we are now launching ETFs in the UK that incorporate covered call options on passive equity exposure from established indices.

BMO Enhanced Income Equity ETFs provide equity exposure with a sustainable attractive yield and lower volatility than a traditional market capitalisation weighted index. Our proprietary enhanced income strategy is implemented by writing (selling) call options on the index, while owning the underlying stocks. The covered call option strategy allows the portfolio to generate income from the written call option premiums in addition to the dividend yield from the underlying stocks. Historically, covered call strategies have provided a similar long-term performance to the broad market with lower risk.

The table below shows the realised performance of a similar strategy managed by our team in North America which provides exposure to the Dow Jones Industrial Average.

### Enhanced Income Dow Jones

| Performance                   | Return | Risk  | Sharpe | Yield |
|-------------------------------|--------|-------|--------|-------|
| DJIA Enhanced Income Strategy | 12.3%  | 9.3%  | 1.33   | 5.72% |
| DJIA Index                    | 13.5%  | 10.3% | 1.31   | 2.33% |

Source: BMO Global Asset Management. Data as at 30.04.2017. Performance from 30.10.2011 to 30.04.2017, net portfolio yields as of 30.04.2017. The data shown is of a representative account, is for informational purposes only and is not indicative of future portfolio characteristics. Actual results may vary due to specific client guidelines and other factors. DJIA = Dow Jones Industrial Average.

Past performance is not a guide to future performance. Stock market and currency movements mean the value of investments and the income from them can go down as well as up and investors may not get back the original amount invested.

# BMO Enhanced Income Equity ETFs

BMO Enhanced Income ETFs appeal to investors who are looking for higher income.



## Performance expectations

Generally, covered call strategies tend to outperform in slightly improving, flat or down markets, and underperform in periods of rapidly rising markets.



## Down markets

The decline of the underlying stocks is partially offset by the call premium received. Generally covered calls will outperform their underlying portfolios.



## Volatile markets

As markets become highly volatile, covered call strategies may underperform as the strike price becomes closer to the money and the options are more likely to be exercised. The covered call may outperform if the strike prices are further out of the money.



## Rising markets

When stock prices rise significantly and exceed the strike price, the call option will move into the money. This caps the gain for the call writer based on the strike and premium received. Typically in rapidly rising markets, covered calls will underperform.

### Key characteristics

40-60% target portfolio option overlay coverage

2 to 4% per annum target yield enhancement range

Target return of 80-100% of market returns over a 3-5 year period

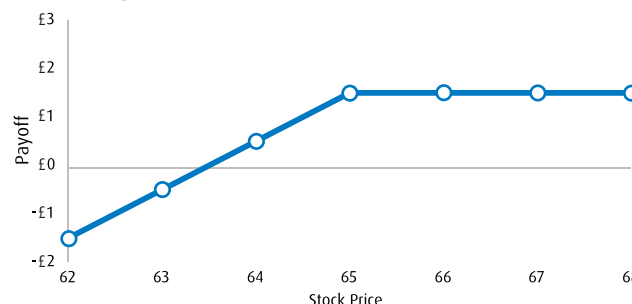
## How do covered calls work?

Covered calls are implemented by selling a call option on the underlying portfolio. The ETF receives a premium, while the buyer has the option at a later date to purchase the underlying stocks at an agreed upon price (the "strike" price). The ETFs sell out-of-the-money (OTM) call options that cap the return of the portfolio at the option strike price until the option expires.

### Example

A portfolio consists of 100 shares of a stock each with a current price of £60, for a total value of £6,000. Out of the money call options (strike price of £65) that expire in one month are valued at a premium of £1.50 per contract. To implement a covered call strategy, the portfolio sells call options on 100 shares and receives £150 in premium. The buyer of those call options will only exercise their right to purchase the stocks at £65 if the market price exceeds that level.

### Payoff characteristics of owning 100 shares and selling 1 ATM Call option



BMO Global Asset Management offers Enhanced Income Equity UCITS ETFs to help investors generate a consistently high income without increasing volatility in their equity allocation. ETFs are an efficient way to access an enhanced income strategy combining passive equity portfolio management and a rules-based options overlay methodology, at a low cost.

### BMO ETFs Enhanced Income Strategy

BMO Enhanced Income Equity UCITS ETFs provide passive exposure to established market cap weighted equity indices; FTSE 100, EuroStoxx 50 and S&P 500, with an additional index option overlay. Using index options allows for liquidity, transparency and cost efficiency in the portfolio.

Our enhanced income strategy looks to achieve index like returns over the long term, with reduced volatility and higher yield. We target a yield enhancement of 2 - 4% over the chosen equity benchmark across our suite, which leads to an expected total net yield\* of:

- **BMO Enhanced Income US Equity UCITS ETF: ~4.6%**
- **BMO Enhanced Income UK Equity UCITS ETF: ~6.8%**
- **BMO Enhanced Income Euro Equity UCITS ETF: ~6.0%**

\* Yields based on estimated dividend yields at 15.06.17 plus an average 3% yield enhancement.

Construct equity portfolio per index guidelines

Option liquidity assessment of index options

Select optimal strike(s) based on market environment in order to enhance yield

Implement option overlays utilising deep broker relationships and team expertise

### Enhanced Income Equity ETF strategy implementation

Out-of-the-money (OTM) covered call options are sold on approximately 50% of the portfolio with a target range of 40-60%, as determined by market conditions. This dynamic approach provides investors with the right balance between enhanced income and participation in rising markets. The selection of the option's strike price will depend on the available option premiums and market volatility. Options are sold further OTM when volatility rises and closer to the money when volatility drops to maintain the target yield enhancement of between 2-4%.




This dynamic option selection process allows the ETF to benefit from upside participation in volatile markets. Conversely, if volatility decreases, options are selected closer to the market price, as there is less potential for significant short-term price appreciation. To take advantage of time decay, the strategy sells options at 1 to 3 months to expiry. This optimises the premium attainable while mitigating the risk of the option being exercised.



#### Key characteristics


|   |  |
|---|--|
| <b>Stock selection</b>                          | Passive. Full replication of stated benchmark    |
| <b>Target yield enhancement range</b>           | 2 to 4% per annum                                |
| <b>Target portfolio option overlay coverage</b> | 40%-60%  |
| <b>Options tenor</b>                            | 1 to 3 months                                    |
| <b>Option Moneyness</b>                         | Minimum of 1.5%                                  |
| <b>Target return</b>                            | 80-100% of market returns over a 3-5 year period |
| <b>Expected risk</b>                            | 90% of market risk* over a 3-5 year period       |

\*Market risk as defined by annualised standard deviation of monthly returns.

## Contact us

-  0207 011 4444
-  [client.service@bmogam.com](mailto:client.service@bmogam.com)
-  [bmogam.com/ETFs](http://bmogam.com/ETFs)

-  Follow us on LinkedIn
-  Subscribe to our BrightTALK channel

-  Visit our Enhanced Income ETF page at [bmogam.com/Enhanced-Income-ETFs](http://bmogam.com/Enhanced-Income-ETFs)



Terry joined the Group in August 2007. Prior to this, Terry worked at Insight Investment as a Quantitative Analyst. Previously Terry spent nine years at Deutsche Asset Management as a Quantitative Analyst for the Global Equity team. He holds a BA (Hons) in Accounting & Finance from the University of Kent and is a CFA charterholder.

**Terry Wood, Head of ETF Portfolio Management (EMEA)**



Prior to joining the systematic strategies team, Alex was a researcher within the Multi-Asset Alternatives team, having joined the Group from Goodhart Partners, where he was one of the founding partners. Alex joined WestLB from Aon Consulting in 2006, having spent 7 years as a member of the Investment Consulting practice, responsible for investment analysis, quantitative research and IT systems. Alex has a BSC (Hons) in Mathematics from Sussex University.

**Alex Jones, Fund Manager, Systematic Strategies**

### For professional investors only.

Shares are listed on the London Stock Exchange and may be purchased and sold on the exchange through a broker-dealer. Purchasing and selling shares may result in brokerage commissions. Applications for subscriptions directly to the funds may only be made by authorised participants.

Shares purchased on the secondary market cannot usually be sold directly back to the Fund. Secondary market investors must buy and sell ETF Shares with the assistance of an intermediary (e.g. a stockbroker) and may incur fees for doing so. In addition, investors may pay more than the current Net Asset Value per Share when buying ETF Shares and may receive less than the current Net Asset Value per Share when selling them.

Commissions, fees, costs and expenses all may be associated with investments in exchange traded funds. Investment objectives, risk information, fees and expenses and other important information about the funds can be found in the prospectus.

Views and opinions have been arrived at by BMO Global Asset Management and should not be considered to be a recommendation or solicitation to buy or sell any products that may be mentioned.

Investing in ETFs involves risk, including risks associated with market volatility, currency rate fluctuations, replication strategies, and changes in composition of the underlying index and assets. Past performance should not be seen as an indication of future performance. The value of investments and income derived from them can go down as well as up as a result of market or currency movements and investors may not get back the original amount invested.

All rights in the FTSE 100 Index (the "Index") vest in FTSE International Limited ("FTSE"). "FTSE®" is a trade mark of the London Stock Exchange Group companies and is used by FTSE under licence. The BMO Enhanced Income UK Equity UCITS ETF (the "Fund") has been developed solely by BMO Global Asset Management which is a trading name of F&C Management Limited. The Index is calculated by FTSE or its agent. FTSE and its licensors are not connected to and do not sponsor, advise, recommend, endorse or promote the Fund and do not accept any liability whatsoever to any person arising out of (a) the use of, reliance on or any error in the Index or (b) investment in or operation of the Fund. FTSE makes no claim, prediction, warranty or representation either as to the results to be obtained from the Fund or the suitability of the Index for the purpose to which it is being put by BMO Global Asset Management which is a trading name of F&C Management Limited.